

Students satisfaction survey 2020-21

Introduction:

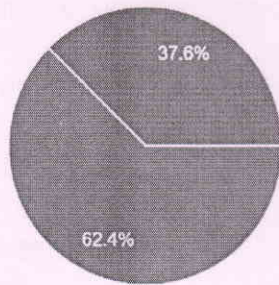
Teaching and learning process involve many factors. Students come across the various sections of the college. During the course of time, sometimes the students face some difficulties. Student satisfaction survey was conducted in order to understand the difficulties of the students. Syllabus taught, use of ICT facilities, laboratory facilities, and performance of the teachers was evaluated by the students. Feedback was also taken about Soft skills developments and co-Curricular activities as well as extracurricular activities.

Feedback Analysis:

Sr. No.	Faculty/ Stream	Total Strength	No. of Responses received
1	Science/Computer Science UG	489	47
2	Arts UG	331	26
3	Commerce UG	88	10
4	Arts PG	114	12
5	Science PG	106	21
	Total	1128	116

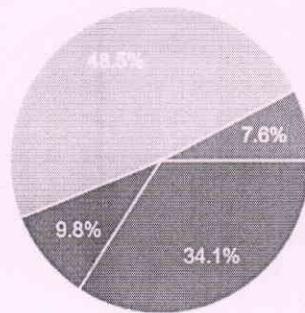


Gender:
133 responses



- Male
- Female
- Prefer not to say


What subject area are you currently pursuing?
132 responses



- Arts
- Commerce
- Science
- Computer Science

Online feedback was obtained from students. Feedback of students was obtained on various aspects such as teaching-learning and the essential facilities. The same was analyzed by the IQAC and the appropriate action was taken to fulfill the expectations of the students. The feedback obtained was very useful to improve and strengthen various academic facilities for the students and the teachers and to adapt innovative practices.




PRINCIPAL
Dadapatil Rajale Arts & Science College
Adinathnagar, Tal. Pathardi, Dist. A'Nagar

Action taken Report on the Survey:

The feedback received was discussed among the faculty members and necessary suggestions given to the concerned. The feedback obtained so was used for further improvements in teaching learning and co-curricular as well as extra-curricular activities.

Following are questions for online student satisfaction survey regarding teaching learning process.

1. How much of the syllabus was covered in the class during the academic year ?
 - 4 – 85 to 100%
 - 3 – 70 to 84%
 - 2 – 55 to 69%
 - 1– 30 to 54%
 - 0 –Below 30%
2. How well did the teachers prepare for the classes?
 - 4 –Thoroughly
 - 3 – Satisfactorily
 - 2 – Poorly
 - 1 – Indifferently
 - 0 – Won't teach at all
3. How well were the teachers able to communicate?
 - 4 – Always effective
 - 3 – Sometimes effective
 - 2 – Just satisfactorily
 - 1– Generally ineffective
 - 0– Very poor communication




PRINCIPAL

4. How effective was online teaching learning ?
- 4- Excellent
 - 3 - Very good
 - 2 - Good
 - 1 - Fair
 - 0- Poor
5. Accessibility of teachers for online lectures?
- 4- Excellent
 - 3 - Very good
 - 2 - Good
 - 1 - Fair
 - 0- Poor
6. Fairness of the internal evaluation process by the teachers.
- 4 - Always fair
 - 3 - Usually fair
 - 2 - Sometimes unfair
 - 1 - Usually unfair
 - 0- Unfair
7. Was your performance in assignments discussed with you?
- 4 - Every time
 - 3 - Usually
 - 2 - Occasionally/Sometimes
 - 1 - Rarely
 - 0- Never
8. The teaching and mentoring process in your institution facilitates you in cognitive, social and emotional growth
- 4 - Significantly
 - 3 - Very well
 - 2 - Moderately




PRINCIPAL
Dadapati Rajale Arts & Science College
Adinathnagar, Tal. Pathardi, Dist. A' Nagar

1 – Marginally

0– Not at all

9. The institution provides multiple opportunities to learn and grow.

4 – Strongly agree

3 – Agree

2 – Neutral

1 – Disagree

0– Strongly disagree

10. Teachers inform you about your expected competencies, course outcomes and programme outcomes

4 – Every time

3 – Usually

2– Occasionally/Sometimes

1 – Rarely

0– Never

11. Your mentor does a necessary follow-up with an assigned task to you.

4 – Every time

3 – Usually

2 – Occasionally/Sometimes

1 – Rarely

0 – I don't have a mentor

12. The teachers illustrate the concepts through examples and applications

4 – Every time

3 – Usually

2 – Occasionally/Sometimes

1 – Rarely


0 – Never

13. The teachers identify your strengths and encourage you with providing right level of challenges

4 – Fully

3 – Reasonably




PRINCIPAL
Dadapatil Rajale Arts & Science College
Adinathnagar Tal. Bhatnagar Dist. Solapur

2 – Partially

1 – Slightly

0– Unable to

14. Teachers are able to identify your weaknesses and help you to overcome them.

4 – Every time

3 – Usually

2 – Occasionally/Sometimes

1 – Rarely

0 – Never

15. The institution makes effort to engage students in the monitoring, review, and continuous quality improvement of the teaching learning process.

4 – Strongly agree

3 – Agree

2 – Neutral

1 – Disagree

0– Strongly disagree

16. The institute/ teachers use student centric methods, such as experiential learning, participative learning and problem solving methodologies for enhancing learning experiences.

4 – To a great extent

3 – Moderate

2 – Some what

1 – Very little

0 – Not at all

17. Teachers encourage you to participate in extracurricular activities.

4 – Strongly agree

3 – Agree

2 – Neutral

1 – Disagree

0– Strongly disagree




PRINCIPAL

18. Efforts are made by the institute/ teachers to inculcate soft skills, life skills and employability skills to make you ready for the world of work.

4 – To a great extent

3 – Moderate

2 – Some what

1 – Very little

0 – Not at all

19. What percentage of teachers use ICT tools such as LCD projector, Multimedia, etc. while teaching.

4 – 85 to 100%

3 – 70 to 84%

2 – 55 to 69%

1 – 30 to 54%

0 – Below 30%

20. The overall quality of teaching-learning process in your institute is very good.

4 – Strongly agree

3 – Agree

2 – Neutral

1 – Disagree

0 – Strongly disagree

21. Give three observation / suggestions to improve the overall online / offline teaching – learning experience in your institution.




PRINCIPAL
Dadapati Rajale Arts & Science College